

Roman Numeral Games

These fun and active Roman numeral games will help you practice your adding and number skills with fun Roman twists!

Target Practice

You will need:

Chalk/ temporary paint.

Balls/ bean bags/ or other markers.

Set up:

Draw out 5 circles on the ground. Draw each circle around the last getting bigger as you go. Leave enough space in each for you to write a Roman numeral and for your marker to land. Write I, V, X, XV, XXV, starting from the outer circle going in (you can change the numerals to make it easier or harder). Draw a line or set a marker a distance away for everyone to stand behind.

Rules:

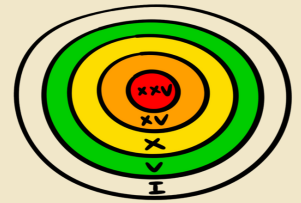
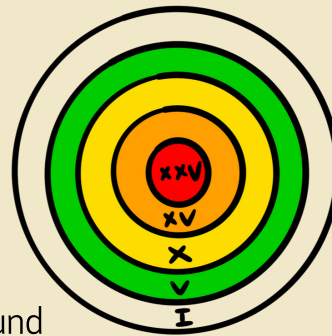
- Each player has a ball/bean bag or a marker.
- Pick a number you want to reach 10 (X)/ 50 (L)/ 100 (C) depending on the numbers you've put on your target.
- Take it in turns to throw or roll your marker to the target and write down your scores. Add them up as you go.
- The first person to reach the target score wins!
- You can play this game by yourself, work out the fewest number of throws or rolls you need to reach the target number and try to only do that many. Once you have achieved that move the marker you stand behind further back and try again!

Variations:

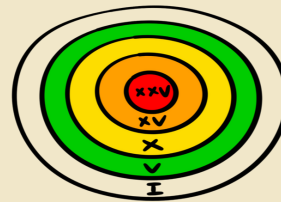
This is a great variation to play the game inside or if you don't have any chalk you can write Roman numerals onto pieces of paper. Place the target zones at different distances. You can even make them different sizes. Higher scoring numbers further away or smaller and see if you can roll your ball into the circles/onto the paper.

Extra challenge:

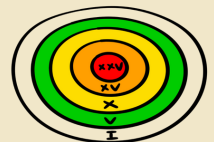
Try to exactly get the target score. If you go over you then need to start taking away what you score until you reach the target.



TARGET
L



FLAVIUS	SEVERUS
<u>I</u>	<u>X</u>
<u>VI</u>	<u>XI</u>
<u>VII</u>	



TARGET
L

xxv (x3)

